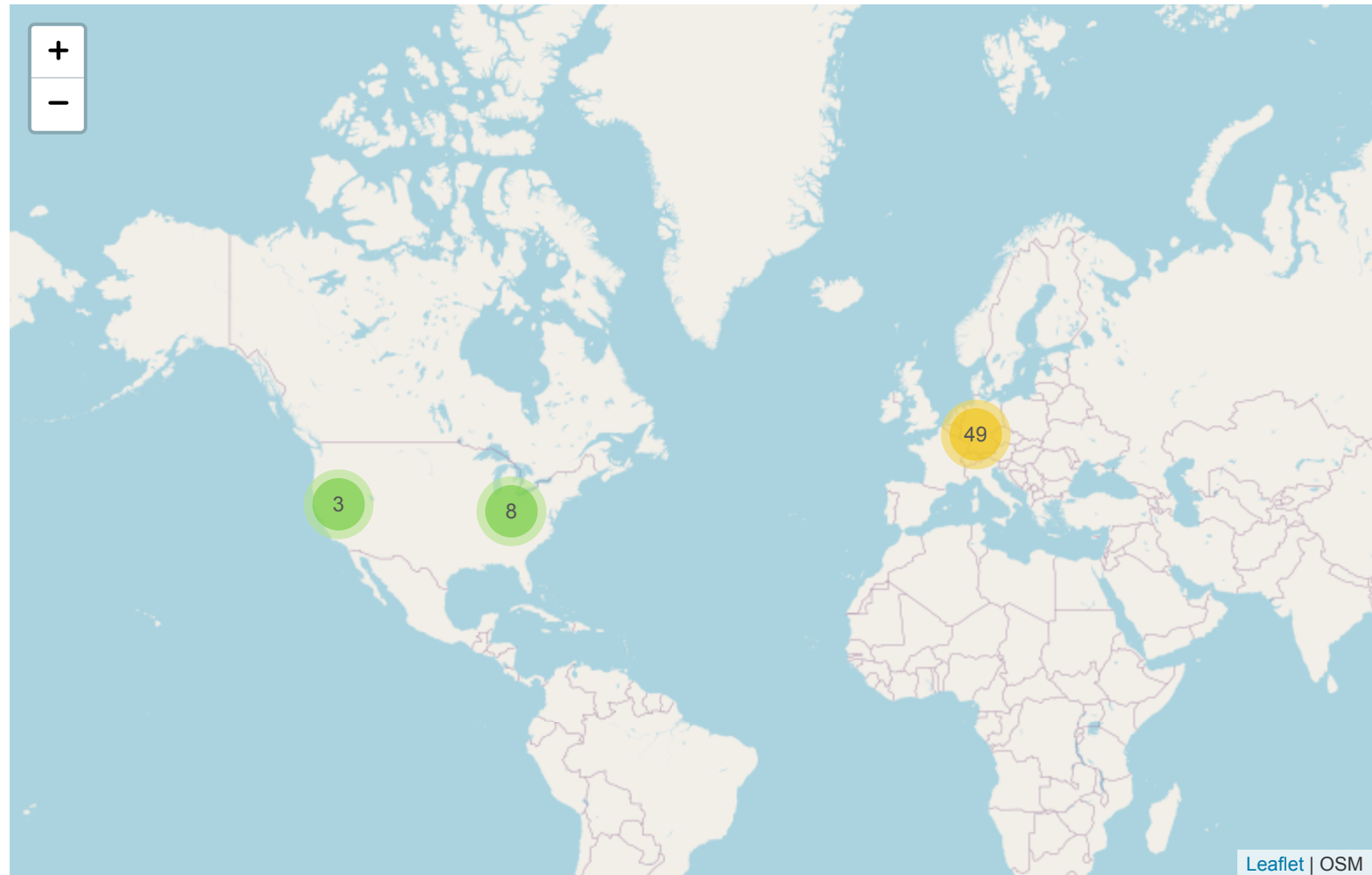


Facility or Company Name: Saint-Gobain

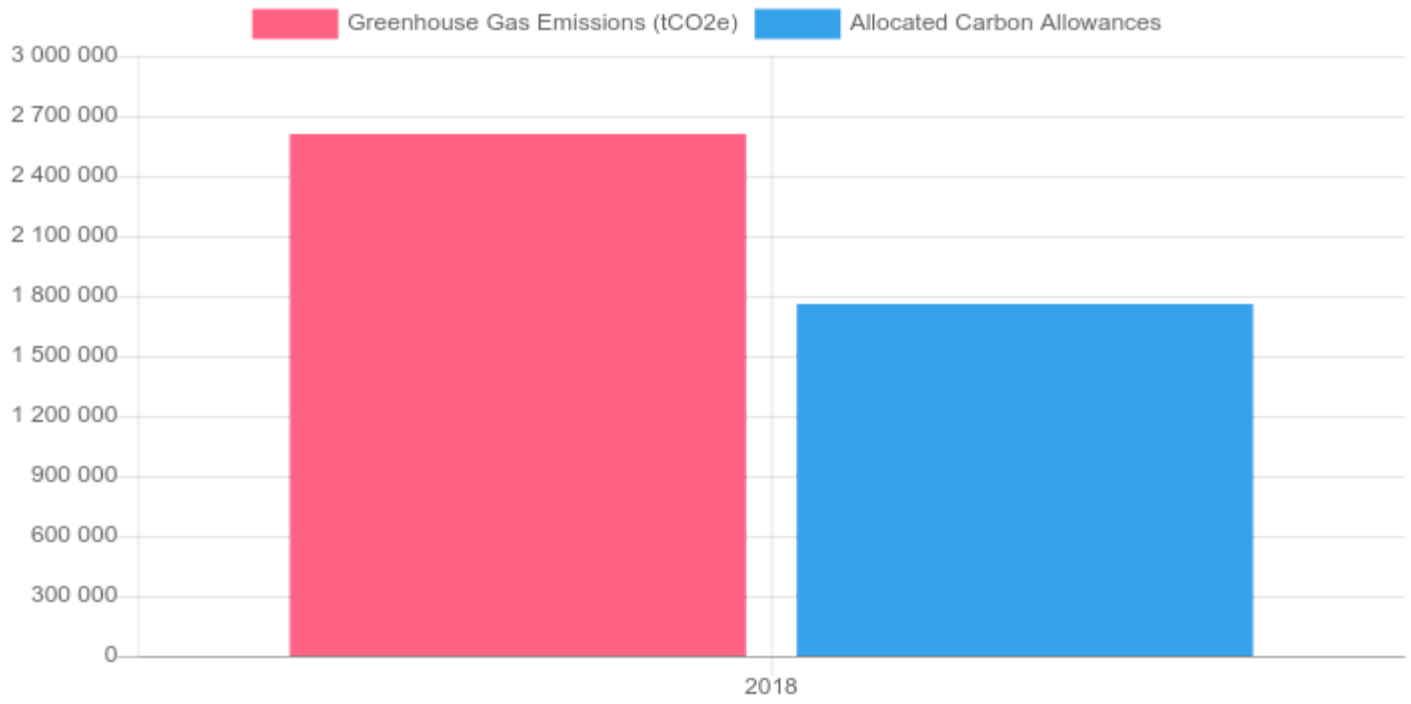
Year: 2018



Country: All Countries

Found **60** facilities and **32** companies



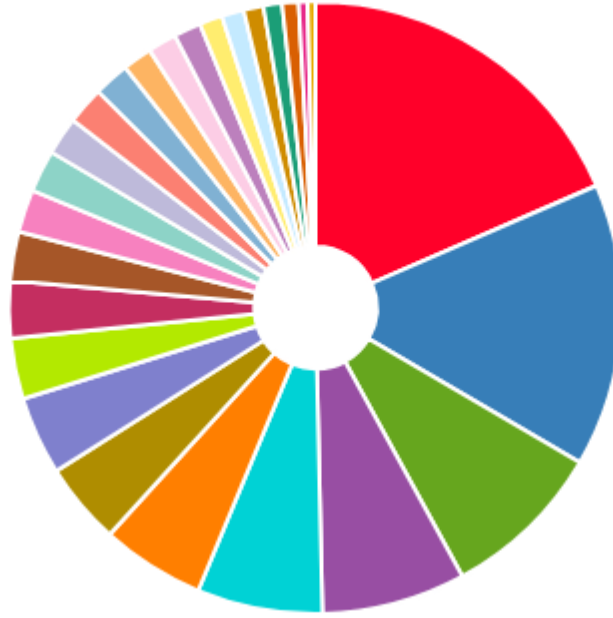
Year	Greenhouse Gas Emissions	Allocated Carbon Allowances
2018	2 605 552	1 759 962



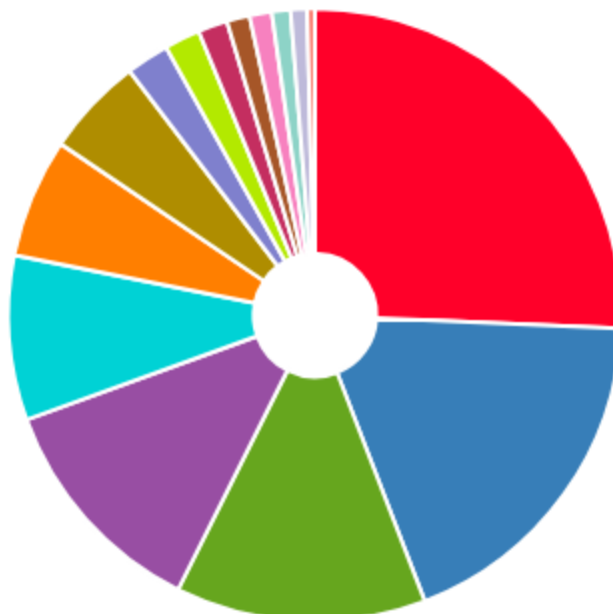
	Company	Facilities	Greenhouse Gas Emissions 2018	Allocated Carbon Allowances 2018
1	 SAINT-GOBAIN CORP	11	481 458	-
2	 SAINT-GOBAIN GLASS Deutschland GmbH	4	389 959	313 327
3	 Saint-Gobain Construction Products UK Limited	5	223 877	200 447
4	 Saint-Gobain Cristalería S.L	2	198 031	159 836
5	 SAINT-GOBAIN ISOVER G+H Aktiengesellschaft	4	172 420	80 526
6	 Saint-Gobain Innovative Materials Polska Sp. Z O.o. Oddział Glass W Jaroszewcu	3	142 514	194 654
7	 SAINT-GOBAIN GLASS ITALIA S.P.A.	1	112 455	84 740
8	 Saint-Gobain Glass UK Ltd	1	108 029	87 404
9	 Saint-Gobain Construction Products Polska Spółka Z O.o.	3	83 594	61 424
10	 SAINT-GOBAIN ADFORS CZ S.r.o.	2	78 345	43 950
11	 Saint-Gobain Rigips GmbH	2	67 400	74 311
12	 Saint-Gobain Construction Products Nederland B.V.	1	59 041	41 979
13	 Saint-Gobain Construction Products CZ A.s.	1	57 769	40 853
14	 SAINT-GOBAIN PLACO IBERICA S.A.	2	52 290	43 832
15	 Saint-Gobain Italia S.p.A.	3	51 629	49 454
16	 Saint-Gobain Sweden AB	2	49 066	28 847
17	 SAINT GOBAIN ISOVER	1	40 465	20 550
18	 Saint-Gobain PAM Deutschland GmbH	1	39 441	55 817
19	 Saint-Gobain Pam España, S.A.	1	37 551	35 133
20	 Saint-Gobain Construction Products (Ireland) Limited	1	31 460	38 708
21	 Saint-Gobain Finland Oy	3	30 520	24 867
22	 Saint-Gobain Isover Ibérica, S.L.	1	27 220	19 157
23	 Saint-Gobain Denmark A/S	3	25 589	23 398
24	 Saint-Gobain Austria GmbH	1	22 517	26 209
25	 Saint-Gobain Isover UK Limited	1	12 207	7 762
26	 Pascutiu Ovidiu Adrian	1	10 705	2 777
27	 Saint-Gobain Glass Polska Sp. Z O.o.	1	-	0
28	 Saint-Gobain Vetrotex Deutschland GmbH	1	-	-
29	 Saint-Gobain Ehitustooted AS	1	-	-

30	■ Saint-Gobain Isover Austria GmbH	1	-	0
31	■ SAINT-GOBAIN IndustrieKeramik Düsseldorf GmbH	1	-	-
32	■ Saint-Gobain Glass Portugal, Vidro Plano, S.A.	1	-	-

Greenhouse Gas Emissions 2018 By Company (tCO2e)



Greenhouse Gas Emissions 2018 By Country (tCO2e)



- Germany (669.220)
- United States (481.458)
- United Kingdom (344.113)
- Spain (315.092)
- Poland (226.108)
- Italy (164.084)
- Czech Republic (136.114)
- Netherlands (59.041)
- Sweden (49.066)
- France (40.465)
- Ireland (31.460)
- Finland (30.520)
- Denmark (25.589)
- Austria (22.517)
- Romania (10.705)
- Estonia (0)
- Portugal (0)

Facility	Company	Sector	Country	City	Year	Greenhouse gas emissions	Allocated carbon allowances
1 Glassmelzanlage zur Herst. v. Flachglas Porz	SAINT-GOBAIN GLASS Deutschland GmbH	Glass	Germany	Porz	2018	157 478	114 993
2 Saint-Gobain Cristalería S.L	Saint-Gobain Cristalería S.L	Glass	Spain	Avilés (Asturias)	2018	121 863	94 206
3 Glassmelzanlage zur Herst. v. Flachglas Stolberg	SAINT-GOBAIN GLASS Deutschland GmbH	Glass	Germany	Stolberg	2018	112 462	88 053
4 SAINT-GOBAIN GLASS ITALIA S.P.A.	SAINT-GOBAIN GLASS ITALIA S.P.A.	Glass	Italy	PISA	2018	112 455	84 740
5 Saint-Gobain Glass (United Kingdom) Limited	Saint-Gobain Glass UK Ltd	Combustion of fuels	United Kingdom	East Riding of Yorkshire	2018	108 029	87 404
6 Wanna szklarska do produkcji szkła float FLOAT II	Saint-Gobain Innovative Materials Polska Sp. Z O.o. Oddział Glass W Jarosowcu	Glass	Poland	Dąbrowa Górnicza	2018	83 254	83 080
7 Glassmelzanlage zur Herstellung von Flachglas	SAINT-GOBAIN GLASS Deutschland GmbH	Glass	Germany	Herzogenrath	2018	76 491	71 743
8 Saint-Gobain Cristalería S.L - Arbós del Penedés	Saint-Gobain Cristalería S.L	Glass	Spain	Arboç del Penedés (Tarragona)	2018	76 168	65 630
9 East Leake Gypsum Works	Saint-Gobain Construction Products UK Limited	Combustion	United Kingdom	Loughborough	2018	73 779	72 937
10 SAINT-GOBAIN ABRASIVES and SAINT-GOBAIN CERAMICS & PLASTICS, INC.	SAINT-GOBAIN CORP	Abrasive Product Manufacturing	United States	WORCESTER	2018	69 941	-
11 CERTAINTEED GYPSUM	SAINT-GOBAIN CORP	Gypsum Product Manufacturing	United States	PROCTOR	2018	59 847	-
12 Saint-Gobain Construction Products Nederland B.V.	Saint-Gobain Construction Products Nederland B.V.	Mineral wool	Netherlands	ETTEN-LEUR	2018	59 041	41 979
13 Saint-Gobain Construction Products CZ a.s.	Saint-Gobain Construction Products CZ A.s.	Combustion	Czech Republic	Častolovice	2018	57 769	40 853
14 Saint-Gobain Isover G+H AG - Werk Speyer	SAINT-GOBAIN ISOVER G+H Aktiengesellschaft	Glass	Germany	Speyer	2018	56 719	30 581

15	CERTAINEED CORP.	SAINT-GOBAIN CORP	Mineral Wool Manufacturing	United States	KANSAS CITY	2018	55 635	-
16	CERTAINEED GYPSUM & CEILING MFG INC	SAINT-GOBAIN CORP	Gypsum Product Manufacturing	United States	CARROLLTON	2018	54 374	-
17	SAINT-GOBAIN ADFORS CZ - Litomyšl	SAINT-GOBAIN ADFORS CZ S.r.o.	Glass	Czech Republic	Litomyšl	2018	52 433	26 331
18	CERTAINEED GYPSUM SEATTLE	SAINT-GOBAIN CORP	Gypsum Product Manufacturing	United States	SEATTLE	2018	51 104	-
19	Saint-Gobain ISOVER G+H AG, Werk Ladenburg	SAINT-GOBAIN ISOVER G+H Aktiengesellschaft	Mineral wool	Germany	Ladenburg	2018	47 007	22 560
20	Saint-Gobain Isover G+H AG - Werk Bergisch Gladb.	SAINT-GOBAIN ISOVER G+H Aktiengesellschaft	Glass	Germany	Bergisch Gladbach	2018	45 491	21 275
21	Saint-Gobain Proppants (LR)	SAINT-GOBAIN CORP	Ground or Treated Mineral and Earth Manufacturing	United States	Benton	2018	44 734	-
22	Wanna szklarska do produkcji szkła float FLOAT I	Saint-Gobain Innovative Materials Polska Sp. Z O.o. Oddział Glass W Jarosowcu	Glass	Poland	Dąbrowa Górnicza	2018	44 622	90 811
23	Sherburn Gypsum Works	Saint-Gobain Construction Products UK Limited	Combustion	United Kingdom	Loughborough	2018	43 872	28 433
24	Glassschmelzanlage zur Herst. v. Flachglas Mannheim	SAINT-GOBAIN GLASS Deutschland GmbH	Glass	Germany	Mannheim	2018	43 528	38 538
25	Werk Berlin-Brieselang	Saint-Gobain Rigips GmbH	Gypsum or plasterboard	Germany	Brieselang	2018	41 991	41 112
26	CertainTeed Gypsum NC, Inc.	SAINT-GOBAIN CORP	Gypsum Product Manufacturing	United States	Semora	2018	40 970	-
27	SAINT-GOBAIN ISOVER Orange	SAINT GOBAIN ISOVER	Glass	France	ORANGE	2018	40 465	20 550
28	Saint-Gobain PAM Deutschland GmbH	Saint-Gobain PAM Deutschland GmbH	Ferrous metals	Germany	Saarbrücken	2018	39 441	55 817
29	Robertsbridge Gypsum Works	Saint-Gobain Construction Products UK Limited	Combustion	United Kingdom	Loughborough	2018	39 243	26 254
30	Kirkby Thore Gypsum Works	Saint-Gobain Construction Products UK Limited	Combustion	United Kingdom	Loughborough	2018	38 073	39 557

31	Saint Gobain PAM España, S.A	Saint-Gobain Pam España, S.A.	Ferrous metals	Spain	Nueva Montaña	2018	37 551	35 133
32	CertainTeed Gypsum Manufacturing	SAINT-GOBAIN CORP	Gypsum Product Manufacturing	United States	Las Vegas	2018	34 124	-
33	WANNA SZKLARSKA Z URZĄDO PRODUKCJI WEŁNY SZKLANEJ	Saint-Gobain Construction Products Polska Spółka Z O.o.	Mineral wool	Poland	Gliwice	2018	33 334	16 469
34	CertainTeed	SAINT-GOBAIN CORP	Mineral Wool Manufacturing	United States	Athens	2018	32 646	-
35	Kingscourt Works	Saint-Gobain Construction Products (Ireland) Limited	Gypsum or plasterboard	Ireland	Kingscourt	2018	31 460	38 708
36	CERTAINEED CEILINGS CORP	SAINT-GOBAIN CORP	Mineral Wool Manufacturing	United States	L ANSE	2018	30 541	-
37	Fabryka Rigips - Stawiany	Saint-Gobain Construction Products Polska Spółka Z O.o.	Gypsum or plasterboard	Poland	Pińczów	2018	30 465	30 337
38	Barrow Works	Saint-Gobain Construction Products UK Limited	Combustion	United Kingdom	Barrow Upon Soar	2018	28 910	33 266
39	Saint Gobain Placo Ibérica, S.A. - S. Martin Vega	SAINT-GOBAIN PLACO IBERICA S.A.	Gypsum or plasterboard	Spain	Madrid	2018	27 273	19 770
40	Saint-Gobain Isover Ibérica, S.L.	Saint-Gobain Isover Ibérica, S.L.	Glass	Spain	Azuqueca de Henares (Guadalajara)	2018	27 220	19 157
41	SAINT-GOBAIN ADFORS CZ - závod Hodonice	SAINT-GOBAIN ADFORS CZ S.r.o.	Glass	Czech Republic	Hodonice	2018	25 912	17 619
42	Saint-Gobain Isover AB	Saint-Gobain Sweden AB	Mineral wool	Sweden	BILLESOLM	2018	25 662	12 088
43	Werk Scholven	Saint-Gobain Rigips GmbH	Gypsum or plasterboard	Germany	Scholven	2018	25 409	33 199
44	SAINT-GOBAIN PLACO IBERICA S.A.	SAINT-GOBAIN PLACO IBERICA S.A.	Gypsum or plasterboard	Spain	Quinto de Ebro (Zaragoza)	2018	25 017	24 062
45	Gyproc AB	Saint-Gobain Sweden AB	Gypsum or plasterboard	Sweden	BÅLSTA	2018	23 404	16 759
46	Werk Lübz	SAINT-GOBAIN ISOVER G+H Aktiengesellschaft	Glass	Germany	Lübz	2018	23 203	6 110
47	Saint-Gobain Italia S.p.A. stabilimento Di Termoli	Saint-Gobain Italia S.p.A.	Gypsum or plasterboard	Italy	Termoli	2018	22 561	26 259
48	Saint-Gobain Austria - Bad Aussee	Saint-Gobain Austria GmbH	Gypsum or plasterboard	Austria	Bad Aussee	2018	22 517	26 209

49	PIEC SZYBOWY Z URZĄDZ. DO PRODUKCJI WEŁNY SKALNEJ	Saint-Gobain Construction Products Polska Spółka Z O.o.	Mineral wool	Poland	Gliwice	2018	19 795	14 618
50	Saint-Gobain Italia S.p.A. stabilimento di Casola	Saint-Gobain Italia S.p.A.	Gypsum or plasterboard	Italy	Casola Valsenio	2018	19 329	18 425
51	Saint-Gobain Finland Oy, Gyproc kipsilevy	Saint-Gobain Finland Oy	Gypsum or plasterboard	Finland	Kirkkonummi	2018	15 928	9 436
52	Saint-Gobain Innovative Materials Polska Sp. z o.o	Saint-Gobain Innovative Materials Polska Sp. Z O.o. Oddział Glass W Jaroszewcu	Glass	Poland	Jaroszewiec	2018	14 638	20 763
53	Gyproc A/S	Saint-Gobain Denmark A/S	Combustion of fuels	Denmark	Kalundborg	2018	13 204	14 040
54	Saint Gobain Isover A/S	Saint-Gobain Denmark A/S	Glass	Denmark	Vamdrup	2018	12 385	9 358
55	Saint-Gobain Isover UK	Saint-Gobain Isover UK Limited	Combustion of fuels	United Kingdom	Runcorn	2018	12 207	7 762
56	Hyvinkään lasivillatehdas	Saint-Gobain Finland Oy	Glass	Finland	Hyvinkää	2018	11 832	10 504
57	SC SAINT-GOBAIN ISOVER SRL	Pascutiu Ovidiu Adrian	Glass	Romania	Ploiesti	2018	10 705	2 777
58	SAINT GOBAIN ITALIA SpA stabilimento di Vidalengo	Saint-Gobain Italia S.p.A.	Glass	Italy	CARAVAGGIO	2018	9 739	4 770
59	CERTAINTEEED CORPORATION	SAINT-GOBAIN CORP	Mineral Wool Manufacturing	United States	CHOWCHILLA	2018	7 542	-
60	Forssan lasivillatehdas	Saint-Gobain Finland Oy	Glass	Finland	Forssa	2018	2 760	4 927

To discover all our data reports available for sale, please visit our online store at:

<https://carbodata.world>



Copyright notice:

All content in this report belongs to **Corporate Carbon Data Ltd (CCD)** or its partners from whom CCD has received the authorisation to use it. You may store our data reports in electronic form on disk for your personal use or for internal use within your company.

Reproduction of a small and limited part of the content (data, one data table, one graph) **on a website or a newsletter is permitted**, providing the **source of the data** (i.e. Corporate Carbon Data with a link to <https://carbodata.world>) **is clearly indicated** in the text and next to the data tables and charts used.

Please write us to info@carbodata.world if you have any doubt regarding the authorisation of reproduction of our data on your website or your newsletters.

The **full reproduction** of our data report on a **website is prohibited**.

The **commercial redistribution** and **external redistribution** (outside your company or organisation) of our **PDF data reports** are **prohibited**.

In any case, you may not remove the copyright or trade mark notice from any copies of the content made under these terms.

We refer to our Terms and Conditions for further details.

© 2024 Corporate Carbon Data Ltd | All rights reserved